

Time Delay Relays – Single Shot

R62 Series



Programmable, DPDT, 10 Amp, AC or DC, Single Shot Time Delay Relays.

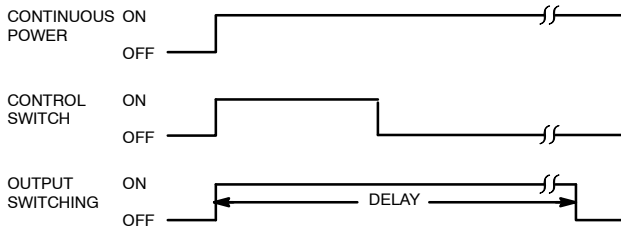
Features

- Universal Input Voltage (U-suffix)
- 16 Time Ranges in Single Timer (0.05 sec. to 100 hrs.)
- User Sets Time Ranges
No Math – Just Flip Switches
- Instructions Right on Unit
- Fine Tuning Knob for Precision Timing
- Pin for Pin Interchangeable with Timers in the Field – No Rewiring
- AC or DC Operation
- CMOS Digital Circuitry – 0.5% Repeatable Accuracy



OPERATION

SINGLE SHOT– Upon closure of the control switch, output switch operates and time period begins. The time period is not affected by duration of the control switch closure. At the end of time period, output switch returns to normal. Continuous power must be furnished to this timer.



AC or DC OPERATED

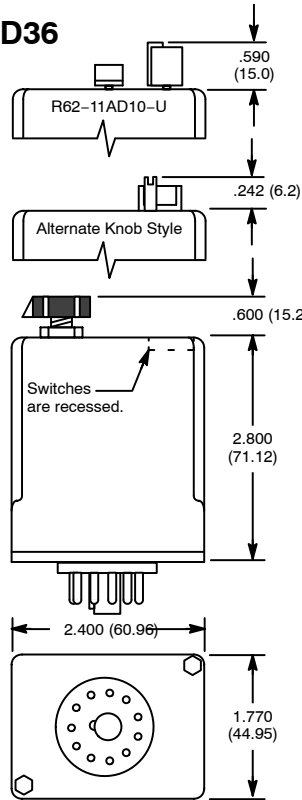
NTE Type No.	Nom. Voltage	Contact Arr.	Input Cur. Nom.	Max. Contact Cur. @ 28VDC or 120VAC	Diag No.
R62-11AD10-12	12VAC/DC	DPDT	167mA	10A	D36
* R62-11AD10-24	24VAC/DC	DPDT	83mA	10A	D36
* R62-11AD10-120	120VAC/DC	DPDT	17mA	10A	D36
R62-11AD10-U	24 – 240VAC 12 – 125VDC	DPDT	–	10A	D36

* These devices are being phased out and replaced by the R62-11AD10-U.

ACCESSORIES

MOUNTING STYLES	DESCRIPTION	NTE TYPE NO.
SURFACE MOUNT	11-PIN OCTAL	R95-104
PANEL MOUNT	11-PIN OCTAL	R95-119
DIN RAIL MOUNT	11-PIN OCTAL	R95-114
DIN RAIL MOUNT	11-PIN OCTAL	R95-182

D36

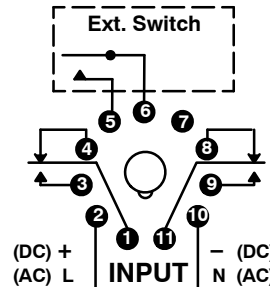


1 2 3 4	Knob Style	TIME RANGE		Seconds
		Min	Max	
↑↑↑↑	A	0.1	0.25	Seconds
↑↑↑↑	B	0.15	0.5	
↑↑↑↑	C	0.3	1.0	
↑↑↑↑	D	0.5	2.0	
↑↑↑↑	E	1.0	4.0	
↑↑↑↑	F	2.0	8.0	
↑↑↑↑	G	4.0	15	
↑↑↑↑	H	8.0	30	
↑↑↑↑	I	15	60	
↑↑↑↑	J	30	120	
↑↑↑↑	K	1.0	4.0	Minutes
↑↑↑↑	L	2.0	8.0	
↑↑↑↑	M	4.0	15	
↑↑↑↑	N	8.0	30	
↑↑↑↑	O	15	60	
↑↑↑↑	P	30	120	

Universal Type

Dial Setting	TIME RANGE		Seconds
	Min	Max	
A	0.05	0.5	Seconds
B	0.1	1	
C	0.5	5	
D	1	10	
E	3	30	
F	6	60	
G	0.2	2	Minutes
H	0.5	5	
I	1	10	
J	3	30	
K	6	60	
L	0.2	2	
M	0.5	5	
N	1	10	
O	2.4	24	
P	10	100	

DPDT, 2 Form "C"



Electrical Specifications

Contact

Rating: 10 Amps 240VAC or 30VDC, 1/3 HP, 240VAC or 120VAC Pilot Duty 345VA, 120VAC or 240VAC, 50/60Hz

Life: 500,000 (100,000 U-type) operations at full load

Mechanical Life: 7,000,000 (10,000,000 U-type) operations at no load

Input

Nominal Input voltage: See Chart

Steady state input current: See Chart

Timing

Timing adjustment modes available: See Timing Range Chart

Repeat Accuracy

± 0.5% – after established at steady temperature (4 hours)

Timing tolerance at high end of range: –0, +10%

Timing tolerance at low end of range: +0, –50%

Reset Time: 60 mS typ

Environmental Characteristics

Operating: –20°C to +55°C